



Workbook Y2024.01

ONLY YOURS SINCE 1961

At Titici we know, passionate cyclists are individualists.

Bikes express their individuality.

They're sophisticated and expressive, just like the bikes they ride.

Those who build a custom bike are driven by passion and turn their dreams into true icons.

We at TITICI have been listening to them since 1961 and have been satisfying their requests for more than 60 years, building unique frames, exactly like their owners.



TRADITIONALLY INNOVATIVE

Our history is made by the great adventures of those who continually rewrite the rules of physics through frames designed to enhance human performance.

In fact, since 1961, the year of its foundation, TITICI has always searched for new technologies and shapes to apply to its frames, with the aim of providing the best frame that manages to combine reactivity, performance and comparison to its cycling customers.

Guided by this mission, unique technologies and frames were born over the years, such as the Fuego, the Fieltyne, the first 29" MTB in Italy in 2007, the AWH technology, the PAT and lastly the DAC system on the ALFA model.



EACH FRAME HAS ITS OWN SPIRIT

Their passion, character, and specific physical qualities make every cyclist different from all the others.

Simply unique.

And we're convinced that bicycles should be just as unique.

For this reason, each model in the collection has different customization options that can be chosen based on frame geometry, color scheme and components.



C4Y
CUSTOM FOR YOU

Our C4Y carbon frames are fully custom in geometry and colors. These models are handmade in Italy on the basis of the cyclist's anthropometric data, calibrated to the millimeter to produce the perfect cyclist-bicycle team.

The uniqueness of the frame can also be expressed through the color scheme, finding its expression thanks to the 3DESIRE online three-dimensional configurator or through the Special TI program, where our artistic painters can express the cyclist's personality with custom colors and graphics.

R2R
READY TO RIDE

R2R frames are made to be ready to use, manufactured based on TITICI standard geometries, a product of our engineers' sixty years of experience studying the best measurements and geometries.

They are made with tube to tube construction technology (carbon, steel and aluminum) or monocoque (carbon). These frames can be ordered with a standard color among those offered by TITICI or they can be completely customized with the colors chosen by the customer.



1961

THE BEGINNING

Alberto Pedrazzani began his career as a metal worker.

1961



1970

1970 BIKE FRAMES ERA

The production of bike frames began.

1980

1980

THE BMX ERA


The first BMX frames are produced, a real trend phenomenon thanks to the film E.T. During the same period, father Alberto invents the famous bicycle FUEGO, an exclusive patent the company produced in 20" and 24".



1984

THE MTB ERA

The first Mountain Bike frames are produced: it is the beginning of the specialization that will decide the success of the brand.



1984

2004

2004 FIELTY

The project Fielty became reality: a 26" frame designed for competitions with an extreme reactivity and high torsional rigidity, thanks to the new ISS (Integrated Stability System) technology.



TITICI

2007

2007 THE 29 ERA

TITICI was one of the first Italian companies to present the 29" MTB, the historic Fieltyline. The company is able to anticipate at least 3 years the market boom of bikes with bigger wheels, developing geometries that will be a benchmark for the entire industry in subsequent years.

1985

TECNO TELAI CICLO

The company is renamed Tecno Telaio Ciclo and starts to install the first robotic welding.

1995

A BRAND NEW NAME

The company's name was abbreviated as TITICI and a new logo created to accompany the growth of the brand.

1985



1990

HARD WORK CONTINUES

Thanks to new investment and production flexibility, production regularly reaches volumes over million units per year.

1990

1995



2003

MORE ENERGY

TITICI Energy Bike line was created, an Italian production of carbon fibre bicycle frames.

2003

2017



**2017
FLEXY**

The entire production revolves around the FLEXY concept, the only frame in the world of bike frames featuring P.A.T. (Plate Absorber Technology), an exclusive patent that combines high level performance with incredible comfort.

2020 THE "EVERSO"

In 2020 is produced the EVERSO, the first Full Carbon electric bike with monocross body. Nominated for the IF Design Award in 2020, it wins the award in 2021.

**if
2020**

2021



2021 60° ANNIVERSARY - VENTO

In 2021, on the occasion of the 60th anniversary of the brand a special version of the VENTO is produced - the climbing frame that loves speed.

2023 DYNAMIC

The Italian brand's new e-bike with an innovative Mahle X20 drive unit. Light, compact and streamlined: a gravel bike with extra muscle power.

2023



2024

2024 ALFA

The beginning of a new era of hyper sonic design and disruptive innovation of current aerodynamic standards. A racing bike with unprecedented aerodynamics!



TITICI HUB

HERITAGE MUSEUM

Area dedicated to the TITICI manufacturing tradition that began in 1961. In this space there are the looms that have made the history of our brand. Ever since we started out, we've been obsessed with coming in first. This is why we patented our famous "Fuego" Bmx in 1980, launched our mtb frames in 1984, and became the first to unveil a 29" mtb in Italy in 2007. Flexy inaugurates a new era in frame construction technology in 2017.



INNOVATION & TECHNOLOGY AREA

Our engineers develop solutions and systems by thinking out of the box. Guided by the special requirements of our professional athletes, ambassadors and customers, in this way exclusive projects such as the revolutionary PAT, the DAC and the AAT tube are born.

FLAGSHIP SHOW-ROOM

800 square meters dedicated to the display of TITICI models, a space where you can admire in detail all the bicycles in the range, in the colors and setups offered. From the new revolutionary ALFA, with its hypersonic design through to the gravel models, the Limited Edition RELLI X Ekar, the STERRATO X GRX SILVER up to the EVERSO and DYNAMICA E-bikes, with genetically reinforced TITICI DNA.





WE ARE IN ASOLA, MANTOVA - ITALY

SPECIAL TI WALL

For over 60 years TITICI has been fulfilling the wishes of the most demanding cyclists through the creation of custom-made frames with personalized colors and graphic schemes. With the Special TI project we wanted to push the boundaries even further. Here we make the most of our frame excellence and craftsmanship to create the most exclusive expressions of elegance and aesthetic finesse for our customers.



BIKE FITTING LAB

Our frames are made on the basis of the cyclist's anthropometric data, geometrically calibrated to the millimeter to produce the perfect cyclist-bicycle team. To achieve this objective we must start from the analysis of the cyclist through an in-depth study of his individual characteristics and riding posture carried out by our Product Managers in our BIKE FITTING LAB, created in collaboration with Shimano's bikefitting.com.

EXPERT FACTORY SERVICE

1500 square meters dedicated to the preparation, assembly and assistance department of TITICI bicycles. In this area, technicians and mechanical experts are dedicated to the professional assembly and inspection of each frame before shipping to authorized retailers around the world or direct delivery to end customers.





ROAD



ALFA



VENTO



F-R102



STRADA




ALFA

ALFA, like the first letter of the Greek alphabet, symbol of 'beginning'. The beginning of a new era of hypersonic design and disruptive innovation of current aerodynamic standards. Since 1961 TITICI has been synonymous with Italian genius and avant-garde spirit. Our philosophy requires us that each new model represents a real innovation, something that did not exist before. From this tradition of innovating comes a new standard of aerodynamics applied to speed, the ALFA

project. ALFA represents our fastest racing bike ever, born starting from the brand new PAT10 tube, which pushes the boundaries of the possible thanks to a triple approach: unprecedented aerodynamics, exceptional ride quality and design characterized by fluid shapes. This racing bike is equipped with the unprecedented DAC TECHNOLOGY, which offers the maximum advantage in terms of speed, stiffness and comfort. A racing bike with unprecedented aerodynamics!




Scuro Black
glossy


Metallo Copper
glossy


Metallo Red
glossy




Scuro Black
matte


Scuro Black
glossy

TECHNICAL SHEET

TARGET APPLICATION	Road Competition
FRAME	Full Carbon Monocoque
FORK	TITICI Alfa Aero
ROUTING	Internal
SIZES (CM)	XS, S, M, L, XL
FRAME WEIGHT	1100 grams (size M, painted with hardware)
HEADSET	Integrated 1.5"
BB DIAMETER	Press Fit 386
BRAKE MOUNT	Flat Mount
FRONT AXLE	12x100 mm
REAR AXLE	12x142 mm
SEAT POST	Seat post OFFSET -20 included Option seat post +5 to be required
CLAMP	Integrated
MAXIMUM TIRE SIZE	700x32
DRIVETRAIN COMPABILITY	Di2, AXS, EPS only

ALFA	A	B	C	D	E	F	RAKE	STACK	REACH
XS	450	509	100	405	75,4	71	49	503,17	375,55
S	480	524	118	405	74,8	71,9	49	521,37	380,78
M	500	540	136	406	74,2	72,5	44	539,69	386,36
L	520	556	154	408	73,6	72,9	44	558,24	391,32
XL	540	573	173	410	73	72,9	44	576,4	396,72

A - B - C - D - STACK - REACH dimension in mm
E - F dimension in °



R2R
READY TO RIDE



MONOCOQUE
FRAME



CUSTOM
COLOR *




SPECIAL-TI *

*To be quoted on request

BIKE SETUP


TECHNICAL SPECS	FRAME KIT	FRAME KIT PLUS	FORCE AXS	ULTEGRA Di2
STEM	-	-	-	-
HANDLEBAR	-	VISION METRON 5D EVO 3K	VISION METRON 5D EVO 3K	VISION METRON 5D EVO 3K
SEAT POST	TITICI ALFA	TITICI ALFA	TITICI ALFA	TITICI ALFA
WHEEL SET	-	-	VISION METRON SL45 DB	SHIMANO ULTEGRA WH-R8170
GROUP SET	-	-	SRAM FORCE AXS	SHIMANO ULTEGRA Di2
SHIFTER	-	-	SRAM FORCE AXS	SHIMANO ULTEGRA Di2
REAR DERAILLEUR	-	-	SRAM FORCE AXS D2 MAX 36T	SHIMANO ULTEGRA Di2 RD-R8150 12s
FRONT DERAILLEUR	-	-	SRAM FORCE AXS D2	SHIMANO ULTEGRA Di2 FD-R8150
CRANK SET	-	-	SRAM FORCE D2 DUB 48/35	SHIMANO ULTEGRA FC-R8100 52/36D
CHAIN	-	-	SRAM FORCE D1 12S 116L	SHIMANO CN-M8100 11/12s
CASSETTE	-	-	SRAM G 1270 D1 10-36 12V PM	SHIMANO CS-R8100 11-34 12s
DISC BRAKES	-	-	SRAM CENTERLINE ROAD 160/140mm C.LOCK SAC	SHIMANO 160/140mm CENTER LOCK RT-MT800
SADDLE	-	-	PROLOGO SCRATCH-M5 TIROX	PROLOGO SCRATCH-M5 TIROX
TIRES	-	-	VITTORIA CORSA N.EXT 28-622 G2.0	VITTORIA CORSA N.EXT 28-622 G2.0
GRIP	-	-	PROLOGO ONETOUCH-2 BLACK	PROLOGO ONETOUCH-2 BLACK



DISCOVER MORE



NEW TOP TUBE FEATURING PATENTED P.A.T. TECHNOLOGY.



AFT (AERO FLAP TECHNOLOGY)



DAC TECHNOLOGY (DOUBLE AIR CHANNELS)



EXTREME AERODYNAMICS

BIKE SETUP

TECHNICAL SPECS

STEM

HANDLEBAR

SEAT POST

WHEEL SET

GROUP SET

SHIFTER

REAR DERAILEUR

FRONT DERAILEUR

CRANK SET

CHAIN

CASSETTE

DISC BRAKES

SADDLE

TIRES

GRIP

DURA ACE Di2

VISION METRON 5D EVO 3K

TITICI ALFA

FULCRUM SPEED 40 DB

SHIMANO DURA ACE Di2

SHIMANO DURA ACE Di2

SHIMANO DURA ACE Di2 RD-R9250 12s

SHIMANO DURA ACE Di2 FD-R9250

SHIMANO DURA ACE FC-R9200 52/36D

SHIMANO CN-M9100 11/12s

SHIMANO CS-R9200 11-30 12s

SHIMANO 160/140mm CENTER LOCK RT-MT900

PROLOGO SCRATCH-M5 PAS NACK 140

VITTORIA CORSA N.EXT 28-622 G2.0

PROLOGO ONETOUCH-2 BLACK

SUPER RECORD WRL BORA

VISION METRON 5D EVO 3K

TITICI ALFA

CAMPAGNOLO BORA WTO 45 DB 2WF DARK

CAMPAGNOLO SUPER RECORD WRL 12s

CAMPAGNOLO SUPER RECORD WRL 12s

CAMPAGNOLO SUPER RECORD WRL 12s

CAMPAGNOLO SUPER RECORD WRL 12s

CAMPAGNOLO SR ProT Carbon 12s 50/34

CAMPAGNOLO SUPER RECORD 12s C-Link 113

CAMPAGNOLO SUPER RECORD 12s 10-29

CAMPAGNOLO 03 AFS 160/140

PROLOGO SCRATCH-M5 PAS NACK 140

VITTORIA CORSA N.EXT 28-622 G2.0

PROLOGO ONETOUCH-2 BLACK

SUPER RECORD WRL HYPERON

VISION METRON 5D EVO 3K

TITICI ALFA

CAMPAGNOLO HYPERON 700C DB 2WF

CAMPAGNOLO SUPER RECORD WRL 12s

CAMPAGNOLO SUPER RECORD WRL 12s

CAMPAGNOLO SUPER RECORD WRL 12s

CAMPAGNOLO SUPER RECORD WRL 12s

CAMPAGNOLO SR ProT Carbon 12s 50/34

CAMPAGNOLO SUPER RECORD 12s C-Link 113

CAMPAGNOLO SUPER RECORD 12s 10-29

CAMPAGNOLO 03 AFS 160/140

PROLOGO SCRATCH-M5 PAS NACK 140

VITTORIA CORSA N.EXT 28-622 G2.0

PROLOGO ONETOUCH-2 BLACK



VENTO

VENTO, the TITICI lightweight climbing bike, now UCI legal. Starting from 1961 we always fight to introduce new innovation in function and design, using the Italian creativity. We never stop in front of rules or competitors' comments. But when the UCI changed the dimensions tubing for the road bike frames, we understood that maybe the Swiss technicians found our PAT so interesting

that should be make legal. We worked hard on the existing PAT, new shape, new lamination, new carbon blend and, after 2 years, we are proud to add the new PAT, now 10 mm thick to the new Vento. Less weight, more stiffness, same comfort! A new era for your road riding experience!




TECHNICAL SHEET

TARGET APPLICATION	Road Competition
FRAME	Blend of multilayer carbon fibres (3K, 6K, T700, M30, Unidirectional)
FORK	TITICI Road DCR
ROUTING	Internal
SIZES (CM)	XXS, XS, S, M, L, XL or Custom
FRAME WEIGHT	990 grams (size M, painted with hardware)
HEADSET	Integrated 1.5"
BB DIAMETER	Press Fit 386
BRAKE MOUNT	Flat Mount
FRONT AXLE	12x100 mm
REAR AXLE	12x142 mm
SEAT POST	27.2 mm
CLAMP	Carbon TI custom
MAXIMUM TIRE SIZE	700x32
DRIVETRAIN COMPABILITY	Di2, AXS, EPS only

VENTO	A	B	C	D	E	F	STACK	REACH
XXS	430	505	105	403	75	70,5	504	367
XS	455	515	115	403	75	70,5	515	374
S	475	530	125	405	74,5	71,5	526	382
M	500	550	147	406	74	72,5	550,84	391
L	530	565	173	407	73,5	73	577	393
XL	555	580	193	409	73	73	596,54	397,62
XXL	575	590	210	411	72,5	73,5	614,63	396,83

A - B - C - D - STACK - REACH dimension in mm
E - F dimension in °



C4Y
CUSTOM FOR YOU



CUSTOM GEOMETRY



CUSTOM COLOR *



SPECIAL-TI *

*To be quoted on request

BIKE SETUP

TECHNICAL SPECS

FRAME KIT PLUS

FRAME KIT PLUS ALANERA

ULTEGRA Di2

SUPER RECORD EPS

STEM	DEDA ELEMENTI SUPERBOX	-	DEDA ELEMENTI SUPERBOX	DEDA ELEMENTI SUPERBOX
HANDLEBAR	DEDA ELEMENTI SUPERZERO RS	DEDA ELEMENTI ALANERA	DEDA ELEMENTI SUPERZERO RS	DEDA ELEMENTI SUPERZERO RS
SEAT POST	-	-	DEDA ELEMENTI SUPERZERO RS CARBON 27.2	DEDA ELEMENTI SUPERZERO RS CARBON 27.2
WHEEL SET	-	-	SHIMANO ULTEGRA WH-R8170	CAMPAGNOLO BORA WTO 33/45 DB 2WF DARK
GROUP SET	-	-	SHIMANO ULTEGRA Di2	CAMPAGNOLO SUPER RECORD EPS 12s
SHIFTER	-	-	SHIMANO ULTEGRA Di2	CAMPAGNOLO SUPER RECORD EPS 12s
REAR DERAILLEUR	-	-	SHIMANO ULTEGRA Di2 RD-R8150 12s	SUPER RECORD EPS 12s
FRONT DERAILLEUR	-	-	SHIMANO ULTEGRA Di2 FD-R8150	SUPER RECORD EPS 12s
CRANK SET	-	-	SHIMANO ULTEGRA FC-R8100 52/36D	CAMPAGNOLO SUPER RECORD CARBON 12s 36-52
CHAIN	-	-	SHIMANO CN-M8100 11/12s	CAMPAGNOLO SUPER RECORD 12s C-Link 113
CASSETTE	-	-	SHIMANO CS-R8100 11-34 12s	CAMPAGNOLO SUPER RECORD 12s 11-32
DISC BRAKES	-	-	SHIMANO 160/140mm CENTER LOCK RT-MT800	CAMPAGNOLO 03 AFS 160/140
SADDLE	-	-	PROLOGO SCRATCH-M5 TIROX	PROLOGO SCRATCH-M5 TIROX
TIRES	-	-	VITTORIA CORSA 25-622 TLR G2.0	VITTORIA CORSA 25-622 TLR G2.0
GRIP	-	-	PROLOGO ONETOUCH-2 BLACK	PROLOGO ONETOUCH-2 BLACK

TOP TUBE
FEATURING
PATENTED P.A.T.
TECHNOLOGY.



HIDDEN CABLES
REAL ADVANTAGE.



REAR TRIANGLE
COMPLETELY
REDESIGNED.



BIKE SETUP

TECHNICAL SPECS

	DURA-ACE Di2	SUPER RECORD WRL
STEM	DEDA ELEMENTI SUPERBOX	DEDA ELEMENTI SUPERBOX
HANDLEBAR	DEDA ELEMENTI SUPERZERO RS	DEDA ELEMENTI SUPERZERO RS
SEAT POST	DEDA ELEMENTI SUPERZERO RS CARBON 27.2	DEDA ELEMENTI SUPERZERO RS CARBON 27.2
WHEEL SET	FULCRUM SPEED 40 DB	HYPERON ULTRA DB 2WF
GROUP SET	SHIMANO DURA ACE Di2	CAMPAGNOLO SUPER RECORD WRL 12s
SHIFTER	SHIMANO DURA ACE Di2	CAMPAGNOLO SUPER RECORD WRL 12s
REAR DERAILLEUR	SHIMANO DURA ACE Di2 RD-R9250 12s	CAMPAGNOLO SUPER RECORD WRL 12s
FRONT DERAILLEUR	SHIMANO DURA ACE Di2 FD-R9250	CAMPAGNOLO SUPER RECORD WRL 12s
CRANK SET	SHIMANO DURA ACE FC-R9200 52/36D	CAMPAGNOLO SR ProT Carbon 12s 50/34
CHAIN	SHIMANO CN-M9100 11/12s	CAMPAGNOLO SUPER RECORD 12s C-Link 113
CASSETTE	SHIMANO CS-R9200 11-30 12s	CAMPAGNOLO SUPER RECORD 12s 10-29
DISC BRAKES	SHIMANO 160/140mm CENTER LOCK RT-MT900	CAMPAGNOLO 03 AFS 160/140
SADDLE	SELLE ITALIA SRL BOOST KC	SELLE ITALIA SRL BOOST KC
TIRES	VITTORIA CORSA 25-622 TLR G2.0	VITTORIA CORSA PRO 26-622 TLR PARA/BLACK G2.0
GRIP	DEDA ELEMENTI PRESA	DEDA ELEMENTI PRESA



DISCOVER MORE





F-R102

F-R102 represents the evolution of the successful frame that characterised Titici's first aerodynamic line. The entire design has been revised to create a frame that weighs about 10% less and is now even more aerodynamic and

compact, in truly modern style. The F-R102 is synonymous with speed and power, transmitted from the legs to the pedals with no dispersion. To give the rider a clear competitive edge in every sprint!



Latte White
glossy

Metallo Yellow
glossy

TECHNICAL SHEET

TARGET APPLICATION	Road Competition
FRAME	Blend of multilayer carbon fibres (3K, 6K, T700, M30, Unidirectional)
FORK	TITICI Areo DCR
ROUTING	Internal
SIZES (CM)	XXS, XS, S, M, L, XL or Custom
FRAME WEIGHT	1180 grams (size M, painted with hardware)
HEADSET	Integrated 1.5"
BB DIAMETER	Press Fit 386
BRAKE MOUNT	Flat Mount
FRONT AXLE	12x100 mm
REAR AXLE	12x142 mm
SEAT POST	Areo Custom
CLAMP	Integrated
MAXIMUM TIRE SIZE	700x26
DRIVETRAIN COMPABILITY	Di2, eTap, AXS, EPS only

F-RI02	A	B	C	D	E	F	STACK	REACH
XXS	430	505	105	403	75	70,5	504,04	367,18
XS	455	515	115	403	75	71	515,23	374,49
S	475	530	125	405	74,5	71,5	526,45	382,16
M	500	550	147	406	74	72,5	550,84	391,12
L	530	565	173	408	73,5	73	577,42	393,65
XL	555	580	193	409	73	73	596,54	397,62
XXL	575	590	210	411	72,5	73,5	614,63	397,83

A - B - C - D - STACK - REACH dimension in mm


E - F dimension in °



C4Y
CUSTOM FOR YOU



**CUSTOM
GEOMETRY**



**CUSTOM
COLOR ***



SPECIAL-TI *

*To be quoted on request

BIKE SETUP

TECHNICAL SPECS	FRAME KIT	FRAME KIT PLUS	ULTEGRA Di2	SUPER RECORD EPS
STEM	-	-	-	-
HANDLEBAR	-	DEDA ELEMENTI ALANERA	DEDA ELEMENTI ALANERA	DEDA ELEMENTI ALANERA
SEAT POST	TITICI F-RIO2	TITICI F-RIO2	DEDA ELEMENTI SUPERZERO RS CARBON 27.2	DEDA ELEMENTI SUPERZERO RS CARBON 27.2
WHEEL SET	-	-	SHIMANO ULTEGRA WH-R8170	CAMPAGNOLO BORA WTO 33/45 DB 2WF DARK
GROUP SET	-	-	SHIMANO ULTEGRA Di2	CAMPAGNOLO SUPER RECORD EPS 12s
SHIFTER	-	-	SHIMANO ULTEGRA Di2	CAMPAGNOLO SUPER RECORD EPS 12s
REAR DERAILLEUR	-	-	SHIMANO ULTEGRA Di2 RD-R8150 12s	SUPER RECORD EPS 12s
FRONT DERAILLEUR	-	-	SHIMANO ULTEGRA Di2 FD-R8150	SUPER RECORD EPS 12s
CRANK SET	-	-	SHIMANO ULTEGRA FC-R8100 52/36D	CAMPAGNOLO SUPER RECORD CARBON 12s 36-52
CHAIN	-	-	SHIMANO CN-M8100 11/12s	CAMPAGNOLO SUPER RECORD 12s C-Link 113
CASSETTE	-	-	SHIMANO CS-R8100 11-34 12s	CAMPAGNOLO SUPER RECORD 12s 11-32
DISC BRAKES	-	-	SHIMANO 160/140mm CENTER LOCK RT-MT800	CAMPAGNOLO 03 AFS 160/140
SADDLE	-	-	PROLOGO SCRATCH-M5 TIROX	PROLOGO SCRATCH-M5 TIROX
TIRES	-	-	VITTORIA CORSA 25-622 TLR G2.0	VITTORIA CORSA 25-622 TLR G2.0
GRIP	-	-	PROLOGO ONETOUCH-2 BLACK	PROLOGO ONETOUCH-2 BLACK

NEW TOP TUBE
FEATURING
PATENTED P.A.T.
TECHNOLOGY.



DIAGONAL TUBE
AND STEERING IN
A SINGLE PIECE.



SMALLER,
LIGHTER
VERTICAL TUBE.



BIKE SETUP

TECHNICAL SPECS

STEM

HANDLEBAR

SEAT POST

WHEEL SET

GROUP SET

SHIFTER

REAR DERAILLEUR

FRONT DERAILLEUR

CRANK SET

CHAIN

CASSETTE

DISC BRAKES

SADDLE

TIRES

GRIP

DURA-ACE Di2

-

DEDA ELEMENTI ALANERA

DEDA ELEMENTI SUPERZERO RS
CARBON 27.2

FULCRUM SPEED 40 DB

SHIMANO DURA ACE Di2

SHIMANO DURA ACE Di2

SHIMANO DURA ACE Di2
RD-R9250 12s

SHIMANO DURA ACE Di2 FD-R9250

SHIMANO DURA ACE FC-R9200 52/36D

SHIMANO CN-M9100 11/12s

SHIMANO CS-R9200 11-30 12s

SHIMANO 160/140mm CENTER
LOCK RT-MT900

SELLE ITALIA SRL BOOST KC

VITTORIA CORSA 25-622 TLR G2.0

DEDA ELEMENTI PRESA

SUPER RECORD WRL

-

DEDA ELEMENTI ALANERA

DEDA ELEMENTI SUPERZERO RS
CARBON 27.2

HYPERON ULTRA DB 2WF

CAMPAGNOLO SUPER
RECORD WRL 12s

CAMPAGNOLO SUPER RECORD WRL 12s

CAMPAGNOLO SUPER RECORD WRL 12s

CAMPAGNOLO SUPER RECORD WRL 12s

CAMPAGNOLO SR ProT Carbon 12s 50/34

CAMPAGNOLO SUPER
RECORD 12s C-Link 113


CAMPAGNOLO SUPER RECORD 12s 10-29

CAMPAGNOLO 03 AFS 160/140

SELLE ITALIA SRL BOOST KC

VITTORIA CORSA PRO 26-622
TLR PARA/BLACK G2.0

DEDA ELEMENTI PRESA



DISCOVER MORE





STRADA

STRADA is made with Columbus Spirit triple-butt tubes designed exclusively for TITICI and hand-welded in Italy with a mix of TIG and brazed techniques. A road frame with a classic flavor, but with modern technologies; internal cable routing, disc brakes, horizontal tube made with the PAT.P system, which

make it suitable for a demanding and expert cyclist looking for performance, but with an eye towards comfort, riding pleasure and confidence, which only steel can deliver. The result is a model with a traditional flavor, but with modern and sophisticated details.



DISCOVER MORE



 Metallo Copper
glossy

 Metallo Silver
glossy

 Metallo Blue
glossy



TECHNICAL SHEET

TARGET APPLICATION	Road Performance
FRAME	Columbus custom steel Spirit HS
FORK	Columbus Futura Disc
ROUTING	Internal
SIZES (CM)	S, M, L, XL
FRAME WEIGHT	1990 grams (size M, painted with hardware)
HEADSET	Integrated 1.5"
BB DIAMETER	T47 68
BRAKE MOUNT	Flat Mount
FRONT AXLE	12x100 mm
REAR AXLE	12x142
SEAT POST	27.2
CLAMP	Carbon-Ti 32.6
MAXIMUM TIRE SIZE	700x28
DRIVETRAIN COMPABILITY	Di2, AXS or mechanic

STRADA	A	B	C	D	E	F	STACK	REACH
S	475	530	125	405	74,5	71,5	526,45	382,16
M	500	550	147	406	74	72,5	550,84	391,12
L	530	565	173	408	73,5	72,5	577,42	393,65
XL	555	580	193	409	72,5	73	596,54	397,62

A - B - C - D - STACK - REACH dimension in mm
E - F dimension in °



R2R
READY TO RIDE



CUSTOM
COLOR *



SPECIAL-TI *

*To be quoted on request

BIKE SETUP

TECHNICAL SPECS

STEM	-
HANDLEBAR	-
SEAT POST	-
WHEEL SET	-
GROUP SET	-
SHIFTER	-
REAR DERAILEUR	-
FRONT DERAILEUR	-
CRANK SET	-
CHAIN	-
CASSETTE	-
DISC BRAKES	-
SADDLE	-
TIRES	-
GRIP	-

FRAME KIT

-
-
-
-
-
-
-
-
-
-
-
-
-
-
-

RECORD

DEDA ELEMENTI SUPERBOX
DEDA ELEMENTI ZERO100
DEDA ELEMENTI ZERO100 27.2 12mm
CAMPAGNOLO SHAMAL CARBON DB 2WF
CAMPAGNOLO RECORD 12s
CAMPAGNOLO RECORD 12s
CAMPAGNOLO RECORD 12s
CAMPAGNOLO RECORD 12s
CAMPAGNOLO RECORD CARBON 12s 36-52
CAMPAGNOLO SUPER RECORD 12s - 114 links
CAMPAGNOLO SUPER RECORD 12s 11-32
CAMPAGNOLO 03 AFS 160/140
SELLE ITALIA MODEL X
VITTORIA CORSA 25-622 TLR G2.0 Para
DEDA ELEMENTI PRESA



TOP TUBE FEATURING
PATENTED P.A.T.
TECHNOLOGY.



HIDDEN
CABLES REAL
ADVANTAGE.



T47 BOTTOM
BRACKET.



GRAVEL



REVO



RELLI



ALLOI



STERRATO



REVO

REVO represents our All-round gravel carbon bicycle, with a functional and compact design, built around the new monocoque PAT10 tube, to be used for training or competition, solo travel or for outings close to home with friends. The REVO frame is made of monocoque carbon, compatible with single

chainring groupsets or with double crankset, both electronic and mechanical, and offers exceptional versatility and flexibility to cyclists who choose it for their off-road adventures. A gravel bike with no limits!



Mostarda
yellow

Oliva Green
glossy



Ghiaccio Grey
glossy

Oliva Green
glossy

TECHNICAL SHEET

TARGET APPLICATION	Gravel Performance
FRAME	Full Carbon Monocoque
FORK	New TITICI Gravel DCR
ROUTING	Internal
SIZES (CM)	XS, S, M, L, XL
FRAME WEIGHT	1100 grams (size M, painted with hardware)
HEADSET	Integrated 1.5"
BB DIAMETER	Press Fit 386
BRAKE MOUNT	Flat Mount
FRONT AXLE	12x100 mm
REAR AXLE	12x142 mm
SEAT POST	27.2 mm
CLAMP	Revo Custom
MAXIMUM TIRE SIZE	700x45 - 650 x 50
DRIVETRAIN COMPABILITY	Di2, AXS or mechanic

REVO	A	B	C	D	E	F	STACK	REACH
XS	445	520	125	435	74	69,5	541,58	361,93
S	465	535	140	435	73,7	70	557,65	369,65
M	485	550	155	435	73,6	71	575,75	378,94
L	515	570	175	435	73,25	71,5	596,67	389,34
XL	555	590	195	435	73	72	617,65	400,54

A - B - C - D - STACK - REACH dimension in mm
E - F dimension in °



R2R
READY TO RIDE



MONOCOQUE
FRAME



CUSTOM
COLOR *



SPECIAL-TI *

*To be quoted on request

BIKE SETUP

TECHNICAL SPECS

	APEX 11s	APEX 12s	GRX 2x11s	GRX 2x12s
STEM	DEDA ELEMENTI SUPERBOX	DEDA ELEMENTI SUPERBOX	DEDA ELEMENTI SUPERBOX	DEDA ELEMENTI SUPERBOX
HANDLEBAR	DEDA ELEMENTI GRAVEL100	DEDA ELEMENTI GRAVEL100	DEDA ELEMENTI GRAVEL100	DEDA ELEMENTI GRAVEL100
SEAT POST	DEDA ELEMENTI ZERO100 27.2	DEDA ELEMENTI ZERO100 27.2	DEDA ELEMENTI ZERO100 27.2	DEDA ELEMENTI ZERO100 27.2
WHEEL SET	FULCRUM RAPID RED 900 DB	FULCRUM RAPID RED 900 DB	FULCRUM RAPID RED 900 DB	FULCRUM RAPID RED 900 DB
GROUP SET	SRAM APEX 11s	SRAM APEX 12s	SHIMANO GRX600	SHIMANO GRX610
SHIFTER	SRAM APEX 11s FLAT	SRAM APEX 12s FLAT	SHIMANO GRX ST-RX600 + BR-RX400	SHIMANO GRX ST-RX610 + BR-RX400
REAR DERAILLEUR	SRAM APEX 11s	SRAM APEX XPLR D1 MAX 44T	SHIMANO 2x11s RD-RX810 34T	SHIMANO 2X12s SGS RDRX820 Max 36T
FRONT DERAILLEUR	-	-	SHIMANO FD-RX810	SHIMANO FD-RX820
CRANK SET	SRAM APEX-1 GXP BLK 42T	SRAM FC APEX 1 D1 DUB WIDE 40T AL	SHIMANO FC-RX600 46/30T	SHIMANO FC-RX610-2 12 v 46-30T
CHAIN	SRAM PC 1110 11s	SRAM CN APEX D1 12s 120 Link	SHIMANO CN-HG601	SHIMANO CN-M6100 126 link 12s
CASSETTE	SRAM PG-1130 11-42 11s	SRAM CS PG 1231 D1 XPLR 11-44	SHIMANO 11-34 CS-HG700 11s	SHIMANO 11-36 CS-HG710 12s
DISC BRAKES	SRAM CENTERLINE 160/160mm	SRAM CENTERLINE 160/160 mm C.LOCK SAC	SHIMANO SM-RT70 Ice-Tech 160/160mm	SHIMANO 160/160mm CENTERLOCK SM-RT70 Ice-Tech
SADDLE	SELLE ITALIA MODEL X	SELLE ITALIA MODEL X	SELLE ITALIA MODEL X	SELLE ITALIA MODEL X
TIRES	VITTORIA TERRENO DRY 700x38	VITTORIA TERRENO DRY 700x38	VITTORIA TERRENO DRY 700x38	VITTORIA TERRENO DRY 700x38
GRIP	DEDA ELEMENTI TAPE BLACK	DEDA ELEMENTI TAPE BLACK	DEDA ELEMENTI TAPE BLACK	DEDA ELEMENTI TAPE BLACK



DISCOVER MORE



FULLY INTEGRATED CABLE SYSTEM.



EPS MONOCOQUE FRAME.



NEW REAR CARRIAGE.



NEW PAT10 MONOCOQUE.

BIKE SETUP


TECHNICAL SPECS	APEX AXS XPLR 12s	RIVAL AXS XPLR	FORCE AXS XPLR	EKAR
STEM	DEDA ELEMENTI SUPERBOX	DEDA ELEMENTI SUPERBOX	DEDA ELEMENTI SUPERBOX	DEDA ELEMENTI SUPERBOX
HANDLEBAR	DEDA ELEMENTI GRAVEL100	DEDA ELEMENTI GRAVEL100	DEDA ELEMENTI GRAVEL100	DEDA ELEMENTI GRAVEL100
SEAT POST	DEDA ELEMENTI ZERO100 27.2	DEDA ELEMENTI ZERO100 27.2	DEDA ELEMENTI ZERO100 27.2	DEDA ELEMENTI ZERO100 27.2
WHEEL SET	FULCRUM RAPID RED 500 DB	FULCRUM RAPID RED 300 DB	FULCRUM WIND 42 DB	CAMPAGNOLO LEVANTE DB
GROUP SET	SRAM APEX XPLR AXS	SRAM RIVAL XPLR AXS	SRAM FORCE AXS XPLR	CAMPAGNOLO EKAR
SHIFTER	SRAM APEX XPLR AXS	SRAM RIVAL XPLR AXS	SRAM FORCE AXS XPLR	CAMPAGNOLO EKAR
REAR DERAILLEUR	SRAM APEX XPLR AXS D1 MAX 44T	SRAM RIVAL XPLR AXS MAX 44T	SRAM RIVAL XPLR AXS MAX 44T	CAMPAGNOLO EKAR
FRONT DERAILLEUR	-	-	-	-
CRANK SET	SRAM FC APEX 1 D1 DUB WIDE 40T AL	SRAM RIVAL 1 AXS 40T DUB W PM	SRAM FORCE 1 D2 DUB WIDE DM 40	CAMPAGNOLO EKAR 40T
CHAIN	SRAM CN APEX D1 12s 120 Link	SRAM PC RIVAL D1 12s P.LOCK 120	SRAM CN FORCE D1 12s	CAMPAGNOLO EKAR 13s
CASSETTE	SRAM CS PG 1231 D1 XPLR 11-44	SRAM XG 1251 D1 XPLR 10-44 12s	SRAM XG 1271 D1 XPLR 10-44 12s	CAMPAGNOLO EKAR 9-42
DISC BRAKES	SRAM CENTERLINE 160/160 mm C.LOCK SAC	SRAM PACELINE CENTERLOCK 160mm SAC	SRAM PACELINE CENTERLOCK 160mm SAC	CAMPAGNOLO EKAR 160/160 mm
SADDLE	PROLOGO AKERO AGX	PROLOGO AKERO AGX	PROLOGO AKERO AGX	PROLOGO AKERO AGX
TIRES	VITTORIA TERRENO DRY 700x38	VITTORIA TERRENO DRY 700x38	VITTORIA TERRENO DRY 700x38	PIRELLI CINTURATO GRAVEL RC 700x40
GRIP	DEDA ELEMENTI TAPE BLACK	DEDA ELEMENTI TAPE BLACK	DEDA ELEMENTI TAPE BLACK	DEDA ELEMENTI TAPE BLACK



RELLI

A racing soul in a revolutionary body shape. TITICI presents RELI, the new full-carbon gravel bike designed to push the boundaries of offroad cycling performance. The pursuit of maximum speed,

stability, comfort and riding fun has led to a radical reinterpretation of the gravel frame with the development of the innovative AAT (Arch Absorber Technology) system.



DISCOVER MORE



TECHNICAL SHEET


TARGET APPLICATION	Gravel Competition
FRAME	Blend of multilayer carbon fibres (3K, 6K, T700, M30, Unidirectional)
FORK	TITICI Gravel DCR
ROUTING	Internal
SIZES (CM)	XS, S, M, L, XL or Custom
FRAME WEIGHT	1100 grams (size M, painted with hardware)
HEADSET	Integrated 1.5"
BB DIAMETER	Press Fit 386
BRAKE MOUNT	Flat Mount
FRONT AXLE	12x100 mm
REAR AXLE	12x142 mm
SEAT POST	27.2 mm
CLAMP	Carbon TI custom
MAXIMUM TIRE SIZE	700x40 - 650x45
DRIVETRAIN COMPABILITY	Di2, eTap, AXS, EPS or mechanic
NOTE	Mono chainring only

RELLI	A	B	C	D	E	F	STACK	REACH
XS	445	515	120	425	74	69,5	534,22	359,04
S	460	530	130	425	74	70	545,53	371,1
M	490	550	145	425	73,5	71	585,5	383,02
L	520	570	165	425	73	71,5	579,34	391,95
XL	550	590	185	425	72,5	72	600,26	400,43

A - B - C - D - STACK - REACH dimension in mm
E - F dimension in °



C4Y
CUSTOM FOR YOU



CUSTOM GEOMETRY



CUSTOM COLOR *



SPECIAL-TI *

*To be quoted on request

BIKE SETUP

TECHNICAL SPECS

STEM

HANDLEBAR

SEAT POST

WHEEL SET

GROUP SET

SHIFTER

REAR DERAILLEUR

FRONT DERAILLEUR

CRANK SET

CHAIN

CASSETTE

DISC BRAKES

SADDLE

TIRES

GRIP

RIVAL AXS

DEDA ELEMENTI SUPERBOX

DEDA ELEMENTI GRAVEL100

DEDA ELEMENTI ZERO100 27.2

FULCRUM RAPID RED 300 DB

SRAM RIVAL XPLR AXS

SRAM RIVAL XPLR AXS

SRAM RIVAL XPLR AXS MAX 44T

-

SRAM RIVAL 1 AXS 40T DUB W PM

SRAM PC RIVAL D1 12s P.LOCK 120

SRAM XG 1251 D1 XPLR 10-44 12s

SRAM PACELINE CENTERLOCK
160mm SAC

PROLOGO AKERO AGX

VITTORIA TERRENO DRY 700x38

DEDA ELEMENTI TAPE BLACK

RIVAL AXS CLASSIFIED

DEDA ELEMENTI SUPERBOX

DEDA ELEMENTI GRAVEL100

DEDA ELEMENTI ZERO100 27.2

CLASSIFIED GRAVEL 3.0 CARBON

SRAM RIVAL XPLR AXS

SRAM RIVAL XPLR AXS

SRAM RIVAL XPLR AXS MAX 44T

-

SRAM RIVAL 1 AXS 40T DUB W PM

SRAM PC RIVAL D1 12s P.LOCK 120

CLASSIFIED 11-34 12s

SRAM PACELINE CENTERLOCK
160mm SAC

PROLOGO AKERO AGX

VITTORIA TERRENO DRY 700x38

DEDA ELEMENTI TAPE BLACK



FULLY
INTEGRATED
CABLE SYSTEM.



NEW AAT
SYSTEM
(ARCH ABSORBER
TECHNOLOGY).



TOP TUBE
FEATURING
PATENTED P.A.T.



AN ITALIAN CYCLING JOURNEY

A wide-angle photograph of a desert landscape under a blue sky with scattered white clouds. In the foreground, a cyclist wearing a black jersey and a helmet is riding a road bike on a reddish-brown dirt path. The path winds through a dry, scrubby landscape with low-lying bushes and small trees. In the background, a range of rugged, rocky mountains stretches across the horizon. The overall scene conveys a sense of adventure and exploration in a remote, arid environment.

RELLI X EKAR



DISCOVER MORE



Metallo White
glossy



Blue Campagnolo
glossy

TECHNICAL SHEET

TARGET APPLICATION	Gravel Competition
FRAME	Blend of multilayer carbon fibres (3K, 6K, T700, M30, Unidirectional)
FORK	TITICI Gravel DCR
ROUTING	Internal
SIZES (CM)	Custom
FRAME WEIGHT	1100 grams (size M, painted with hardware)
HEADSET	Integrated 1.5"
BB DIAMETER	Press Fit 386
BRAKE MOUNT	Flat Mount
FRONT AXLE	12x100 mm
REAR AXLE	12x142 mm
SEAT POST DIAMETER	27,2 mm
CLAMP	Carbon Tl custom
MAXIMUM TIRE SIZE	700x40 - 650x45

RELLI	A	B	C	D	E	F	STACK	REACH
XS	445	515	120	425	74	69,5	534,22	359,04
S	460	530	130	425	74	70	545,53	371,1
M	490	550	145	425	73,5	71	585,5	383,02
L	520	570	165	425	73	71,5	579,34	391,95
XL	550	590	185	425	72,5	72	600,26	400,43

A - B - C - D - STACK - REACH dimension in mm
E - F dimension in °



C4Y
CUSTOM FOR YOU



CUSTOM
GEOMETRY



SPECIAL-TI



LIMITED
EDITION

BIKE SETUP

TECHNICAL SPECS

- STEM
- HANDLEBAR
- SEAT POST
- WHEEL SET
- GROUP SET
- SHIFTER
- REAR DERAILLEUR
- FRONT DERAILLEUR
- CRANK SET
- CHAIN
- CASSETTE
- DISC BRAKES
- SADDLE
- TIRES
- GRIP

RELLI X EKAR LE

- DEDA ELEMENTI SUPERBOX
- DEDA ELEMENTI GRAVEL100
- DEDA ELEMENTI ZERO100 27.2
- CAMPAGNOLO LEVANTE DB
- CAMPAGNOLO EKAR
- CAMPAGNOLO EKAR
- CAMPAGNOLO EKAR
-
- CAMPAGNOLO EKAR 40T
- CAMPAGNOLO EKAR 13s
- CAMPAGNOLO EKAR 9-42
- CAMPAGNOLO EKAR 160/160 mm
- SELLE ITALIA NOVUS EVO BOOST KC NABUK
- PIRELLI CINTURATO GRAVEL RC 700x40
- SELLE ITALIA SMOOTAPE CLASSICA BROWN



FULLY
INTEGRATED
CABLE SYSTEM.



NEW AAT
SYSTEM
(ARCH ABSORBER
TECHNOLOGY).



TOP TUBE
FEATURING
PATENTED P.A.T.





ALLOI

The third generation of the Dedacciai aluminium gravel model designed for bike packing and fun on dirt roads.

With new PAT.H. system (Plate Absorber Technology Hydroformed) for vibration damping and superior riding comfort.



Cappuccino Beige
glossy

Scurio Black
glossy



Zucchero Blue
glossy

Scurio Black
glossy

TECHNICAL SHEET

TARGET APPLICATION	Gravel Performance
FRAME	Dedacciai custom aluminium
FORK	TITICI gravel DCR ASM
ROUTING	Internal
SIZES (CM)	S, M, L, XL
FRAME WEIGHT	1690 grams (size M, painted with hardware)
HEADSET	Integrated 1.5"
BB TYPE	BSA
BRAKE MOUNT	Flat Mount
FRONT AXLE	12x100 mm
REAR AXLE	12x142 mm
SEAT POST DIAMETER	31.6
CLAMP	Carbon TI custom
MAXIMUM TIRE SIZE	700 x45 - 650b x 50

ALLOI	A	B	C	D	E	F	STACK	REACH
S	460	530	130	425	74	70	545,53	371,1
M	490	550	145	425	73,5	71	558,5	391,95
L	520	570	165	425	73	71,5	579,34	391,95
XL	550	590	185	425	72,5	72	600,26	400,43

A - B - C - D - STACK - REACH dimension in mm
E - F dimension in °



R2R
READY TO RIDE



**CUSTOM
COLOR ***



SPECIAL-TI *

*To be quoted on request

BIKE SETUP

TECHNICAL SPECS

STEM	DEDA ELEMENTI SUPERBOX
HANDLEBAR	DEDA ELEMENTI GRAVEL100
SEAT POST	DEDA ELEMENTI ZERO100 27.2
WHEEL SET	FULCRUM RAPID RED 900 DB
GROUP SET	SRAM APEX 11s
SHIFTER	SRAM APEX 11s FLAT
REAR DERAILLEUR	SRAM APEX 11s
FRONT DERAILLEUR	-
CRANK SET	SRAM APEX-1 GXP BLK 42T
CHAIN	SRAM PC 1110 11s
CASSETTE	SRAM PG-1130 11-42 11s
DISC BRAKES	SRAM CENTERLINE 160/160mm
SADDLE	SELLE ITALIA MODEL X
TIRES	VITTORIA TERRENO DRY 700x38
GRIP	DEDA ELEMENTI TAPE BLACK

GRX 2x11s

DEDA ELEMENTI SUPERBOX
DEDA ELEMENTI GRAVEL100
DEDA ELEMENTI ZERO100 27.2
FULCRUM RAPID RED 900 DB
SHIMANO GRX600
SHIMANO GRX ST-RX600 + BR-RX400
SHIMANO 2x11s RD-RX810 34T
SHIMANO FD-RX810
SHIMANO FC-RX600 46/30T
SHIMANO CN-HG601
SHIMANO 11-34 CS-HG700 11s
SHIMANO SM-RT70 Ice-Tech 160/160mm
SELLE ITALIA MODEL X
VITTORIA TERRENO DRY 700x38
DEDA ELEMENTI TAPE BLACK

RIVAL AXS XPLR

DEDA ELEMENTI SUPERBOX
DEDA ELEMENTI GRAVEL100
DEDA ELEMENTI ZERO100 27.2
FULCRUM RAPID RED 300 DB
SRAM RIVAL XPLR AXS
SRAM RIVAL XPLR AXS
SRAM RIVAL XPLR AXS MAX 44T
-
SRAM RIVAL 1 AXS 40T DUB W PM
SRAM PC RIVAL D1 12s P.LOCK 120
SRAM XG 1251 D1 XPLR 10-44 12s
SRAM PACELINE CENTERLOCK 160mm SAC
SELLE ITALIA MODEL X
VITTORIA TERRENO DRY 700x38
DEDA ELEMENTI TAPE BLACK



DISCOVER MORE

NEW P.A.T.H
(PLATE
ABSORBER
TECHNOLOGY
HYDROFORMED)



FULLY
INTEGRATED
CABLE SYSTEM.



WELDED BY
HAND IN ITALY.



BIKE SETUP

TECHNICAL SPECS

STEM

HANDLEBAR

SEAT POST

WHEEL SET

GROUP SET

SHIFTER

REAR DERAILLEUR

FRONT DERAILLEUR

CRANK SET

CHAIN

CASSETTE

DISC BRAKES

SADDLE

TIRES

GRIP

RIVAL AXS CLASSIFIED

DEDA ELEMENTI SUPERBOX

DEDA ELEMENTI GRAVEL100

DEDA ELEMENTI ZERO100 27.2

CLASSIFIED GRAVEL 3.0 CARBON

SRAM RIVAL XPLR AXS

SRAM RIVAL XPLR AXS

SRAM RIVAL XPLR AXS MAX 44T

-

SRAM RIVAL 1 AXS 40T DUB W PM

SRAM PC RIVAL D1 12s P.LOCK 120

CLASSIFIED 11-34 12s

SRAM PACELINE CENTERLOCK
160mm SAC

SELLE ITALIA MODEL X

VITTORIA TERRENO DRY 700x38

DEDA ELEMENTI TAPE BLACK

EKAR

DEDA ELEMENTI SUPERBOX

DEDA ELEMENTI GRAVEL100

DEDA ELEMENTI ZERO100 27.2

CAMPAGNOLO LEVANTE DB

CAMPAGNOLO EKAR

CAMPAGNOLO EKAR

CAMPAGNOLO EKAR

-

CAMPAGNOLO EKAR 40T

CAMPAGNOLO EKAR 13s

CAMPAGNOLO EKAR 9-42

CAMPAGNOLO EKAR 160/160 mm

SELLE ITALIA MODEL X

PIRELLI CINTURATO GRAVEL RC 700x40

DEDA ELEMENTI TAPE BLACK



ALLOI AND



DISCOVER MORE



Anodized
matte



Scuro Black
matte

TECHNICAL SHEET

TARGET APPLICATION	Gravel Performance
FRAME	Dedacciai custom alluminium
FORK	TITICI GRVA DCR ASM
ROUTING	Internal
SIZES (CM)	S, M, L, XL
FRAME WEIGHT	1690 grams (size M, painted with hardware)
HEADSET	Integrated 1.5"
BB TYPE	BSA
BRAKE MOUNT	Flat Mount
FRONT AXLE	12x100 mm
REAR AXLE	12x142 mm
SEAT POST DIAMETER	31.6 mm
CLAMP	Carbon-Ti custom
MAXIMUM TIRE SIZE	700 x45 - 650b x 50
DRIVETRAIN COMPABILITY	Di2, eTap, AXS, EPS or mechanic

ALLOI	A	B	C	D	E	F	STACK	REACH
S	460	530	130	425	74	70	545,53	371,1
M	490	550	145	425	73,5	71	558,5	391,95
L	520	570	165	425	73	71,5	579,34	391,95
XL	550	590	185	425	72,5	72	600,26	400,43

A - B - C - D - STACK - REACH dimension in mm
E - F dimension in °



R2R
READY TO RIDE

BIKE SETUP

TECHNICAL SPECS	ALLOI AND INGRID
STEM	DEDA ELEMENTI SUPERBOX
HANDLEBAR	DEDA ELEMENTI GRAVEL100
SEAT POST	DEDA ELEMENTI ZERO100 27.2
WHEEL SET	FULCRUM RAPID RED 300 DB
GROUP SET	SRAM RIVAL XPLR AXS
SHIFTER	SRAM RIVAL XPLR AXS
REAR DERAILLEUR	SRAM RIVAL XPLR AXS MAX 44T
FRONT DERAILLEUR	-
CRANK SET	INGRID CRS-POP 40T
CHAIN	SRAM PC RIVAL D1 12s P.LOCK 120
CASSETTE	INGRID 11-44 12v
DISC BRAKES	SRAM PACELINE CENTERLOCK 160mm SAC
SADDLE	SELLE ITALIA MODEL X
TIRES	PIRELLI CINTURATO H CLASSIC 700×40
GRIP	DEDA ELEMENTI TAPE BLACK



NEW P.A.T.H
(PLATE
ABSORBER
TECHNOLOGY
HYDROFORMED)



FULLY
INTEGRATED
CABLE SYSTEM.



ITALY
COMBINATION
WITH INGRID
COMPONENTS





STERRATO

STERRATO is the sublime marriage between comfort, guaranteed by the steel and empowered by the PAT system, and performance written in the TITICI DNA. The result is a model with a vintage character featuring modern and

sophisticated details, such as the integrated cable routing, the oversized head tube and the disc brakes. The perfect celebration of gravel cycling, a style that evokes the heroic cycling but constantly looks to future and innovation.



DISCOVER MORE

TECHNICAL SHEET

TARGET APPLICATION	Gravel Performance
FRAME	TITICI Gravel DCR
FORK	TITICI DCR full carbon
ROUTING	Internal
SIZES (CM)	S, M, L, XL
FRAME WEIGHT	1999 grams (size M, painted with hardware)
HEADSET	Integrated 1.5"
BB TYPE	T47x68 mm
BRAKE MOUNT	Flat Mount
FRONT AXLE	12x100 mm
REAR AXLE	12x142 mm
SEAT POST DIAMETER	27.2 mm
CLAMP	Carbon-Ti
MAXIMUM TIRE SIZE	700 x45 - 650b x 50
DRIVETRAIN COMPABILITY	Di2, AXS or mechanic

 Raggio Orange
glossy

 Mosto Purple
glossy

 Notte Blue
glossy

 Scurio Black
glossy

STERRATO	A	B	C	D	E	F	STACK	REACH
S	460	530	130	425	74,5	70	545,53	376,27
M	490	550	145	425	74	71	558,5	388,22
L	520	570	165	425	73,5	71,5	579,34	397,3
XL	550	590	185	425	73	72	600,26	405,93

A - B - C - D - STACK - REACH dimension in mm
E - F dimension in °



R2R
READY TO RIDE



CUSTOM
COLOR *



SPECIAL-TI *

*To be quoted on request

BIKE SETUP

TECHNICAL SPECS

FRAME KIT

EKAR

STEM	-	DEDA ELEMENTI SUPERBOX
HANDLEBAR	-	DEDA ELEMENTI GRAVEL100
SEAT POST	-	DEDA ELEMENTI ZERO100 27.2
WHEEL SET	-	FULCRUM RAPID RED 300 DB
GROUP SET	-	CAMPAGNOLO EKAR
SHIFTER	-	CAMPAGNOLO EKAR
REAR DERAILLEUR	-	CAMPAGNOLO EKAR
FRONT DERAILLEUR	-	-
CRANK SET	-	CAMPAGNOLO EKAR 40T
CHAIN	-	CAMPAGNOLO EKAR 13s
CASSETTE	-	CAMPAGNOLO EKAR 9-42
DISC BRAKES	-	CAMPAGNOLO EKAR 160/160 mm
SADDLE	-	PROLOGO AKERO AGX
TIRES	-	VITTORIA TERRENO DRY 700x38
GRIP	-	DEDA ELEMENTI TAPE BLACK



COLUMBUS CUSTOM TUBING.



INTEGRATED CABLE.



NEW PAT.P. ANTI-VIBRATION TECHNOLOGY.



T47 CENTRAL BRACKET.

STERRATO GRX SILVER LE



DISCOVER MORE

TECHNICAL SHEET



Metallo Silver

Scuro Black

TARGET APPLICATION	Gravel Performance
FRAME	Columbus custom steel LIFE
FORK	TITICI DCR full carbon
ROUTING	Internal
SIZES (CM)	S, M, L, XL
FRAME WEIGHT	1999 grams (size M, painted with hardware)
HEADSET	Integrated 1.5"
BB TYPE	T47x68 mm
BRAKE MOUNT	Flat Mount
FRONT AXLE	12x100 mm
REAR AXLE	12x142 mm
SEAT POST DIAMETER	27.2 mm
CLAMP	Carbon-TI
MAXIMUM TIRE SIZE	700 x45 - 650b x 50

STERRATO	A	B	C	D	E	F	STACK	REACH
S	460	530	130	425	74,5	70	545,53	376,27
M	490	550	145	425	74	71	558,5	388,22
L	520	570	165	425	73,5	71,5	579,34	397,3
XL	550	590	185	425	73	72	600,26	405,93

A - B - C - D - STACK - REACH dimension in mm
E - F dimension in °



R2R
READY TO RIDE



LIMITED
EDITION

BIKE SETUP

TECHNICAL SPECS

GRX SILVER LE

STEM

DEDA ELEMENTI SUPERBOX

HANDLEBAR

DEDA ELEMENTI GRAVEL100

SEAT POST

DEDA ELEMENTI ZERO100 27.2

WHEEL SET

SHIMANO GRX WHRX570 700c

GROUP SET

SHIMANO GRX SILVER LE 2X

SHIFTER

SHIMANO LE ST-RX810 + BR-RX820

REAR DERAILLEUR

SHIMANO 2x11v LE RD-RX810 34T Max

FRONT DERAILLEUR

SHIMANO LE FD-RX810

CRANK SET

SHIMANO 11s LE FC-RX810-2 48/31T

CHAIN

SHIMANO HG701 link 116 + QuickLink

CASSETTE

SHIMANO 11s 11-34 CS-HG800

DISC BRAKES

SHIMANO 160/160mm CENTERLOCK

SADDLE

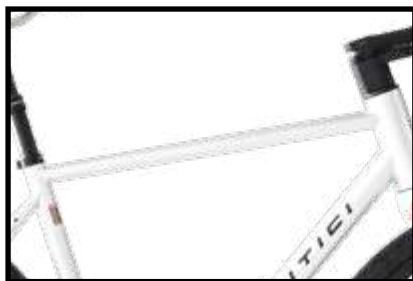
PROLOGO AKERO AGX

TIRES

VITTORIA TERRENO DRY 700x38

GRIP

DEDA ELEMENTI TAPE BLACK



NEW PAT.P. ANTI-VIBRATION TECHNOLOGY.



COLUMBUS CUSTOM TUBING.



GRX SILVER LE.



MR DI MAGGIO HAND-PAINTED FORK.

FORK CUSTOM

STERRATO GRX LE will be produced in just 12 pieces that will be hand-painted by Milanese street artist and gravel rider Luca Di Maggio, inspired by the motto "Ride TITICI around the world". The fork of each model evokes a different country in the world, referring to the main cultural stylistic features.

AUSTRALIA



FRANCE



NETHERLANDS



USA



GERMANY



COLOMBIA



SPAIN



UK





EVERSO



**DYNAMICA
G**



**DYNAMICA
R**



**DYNAMICA
A**



EVERSO

Everso is our first full suspension e-MTB, the result of a development process that lasted over two years and was carried out entirely in Italy. We wanted to create the most outstanding and fun mountain bike to ride, the most powerful thanks to the innovative Shimano EP8 motor, but also the most stable and

reliable one to allow you to enjoy your off-road adventures in full confidence. Together with our engineers we looked far ahead, crossing the boundaries of cycling and drawing inspiration from the automotive sector. Everso has no terms of comparison. It creates new ones.



Scurio Black
glossy



Metallo Copper
glossy

TECHNICAL SHEET

TARGET APPLICATION	E-MTB Enduro
FRAME	Full Carbon Monocoque
FORK	TITICI Gravel DCR
ROUTING	-
SIZES (CM)	S, M, L, XL or Custom
FRAME WEIGHT	1100 grams (size M, painted with hardware)
HEADSET	Integrated 1.5"
BB DIAMETER	Press Fit 386
BRAKE MOUNT	Flat Mount
FRONT AXLE	12x100 mm
REAR AXLE	12x142 mm
SEAT POST	Seat post diameter 27.2
CLAMP	Carbon TI custom
MAXIMUM TIRE SIZE	700x40 - 650x45
DRIVETRAIN COMPABILITY	Di2, eTap, AXS, EPS or mechanic
NOTE	Mono chainring only

EVERSO	A	B	C	D	E	F	STACK	REACH
S	390	586,35	90,57	455	75	65,5	615	410
M	440	612,78	96,07	455	75	65,5	620	435
L	490	642,08	112,55	455	75	65,5	635	460

A - B - C - D - STACK - REACH dimension in mm
E - F dimension in °



R2R
READY TO RIDE



SPECIAL-TI *

EVERSO is supplied as Frame Kit or Complete bike. Complete bike options in the SET UP page.

*To be quoted on request

BIKE SETUP

TECHNICAL SPECS

DRIVE UNIT

BATTERY

DISPLAY

STEM

HANDLEBAR

SEAT POST

WHEEL SET

GROUP SET

SHIFTER

REAR DERAILLEUR

REAR DERAILLEUR

CRANK SET

CHAIN

CASSETTE

DISC BRAKES

SADDLE

TIRES

GRIP

PREMIUM

SHIMANO EP8

SHIMANO ECE6002

SHIMANO SCEM800

FSA GRID ALLOY 50mm 6°

FSA GRID ALLOY LOW RISE

DROPPER SEAT POST

FULCRUM E-METAL 700 29" BOOST AFS

SHIMANO XT 1x12s 8100

SHIMANO 1x12s 6100

SHIMANO XT 1x12s 8100

-

SHIMANO FCEM600

SHIMANO HG CNM6100 12s

SHIMANO CSM6100 12s 10-51T

SHIMANO F-203/600 R-180/600

PROLOGO PROXIM W450 STN

VITTORIA E-MAZZA 29 x 2.4

PROLOGO MASTERY SILICON



SHIMANO EP8 ENGINE.





MONOCROSS REAR.



FORCE DIVIDER DIAMOND.



630 INTEGRATED BATTERY.



DISCOVER MORE



DYNAMICA G

The new DYNAMICA bike is Titici's all-new gravel bike with grit infused into its DNA. A substantial amount of engineering research was put into the integration of the frame with the Mahle X20 system, a powerful and innovative drive unit. DYNAMICA is a bike designed for performance: on the

flat, it's fast and light, even without assistance above 25 km/h; and on climbs or more technical sections, the Mahle X20 motor delivers power smoothly and naturally. Enjoy longer rides, more hours in the saddle, and more fun!



TECHNICAL SHEET

TARGET APPLICATION	Gravel Performance
FRAME	Full Carbon Monocoque
FORK	TITICI Dynamica
ROUTING	Internal
SIZES (CM)	XS, S, M, L, XL
FRAME WEIGHT	—
HEADSET	Integrated 1.5"
BB TYPE	Press Fit 386
BRAKE MOUNT	Flat Mount
FRONT AXLE	12x100 mm
REAR AXLE	12x142 Mahle
SEAT POST DIAMETER	27,2 mm
CLAMP	Dynamica Custom
MAXIMUM TIRE SIZE	700 x45 - 650b x 50
DRIVETRAIN COMPABILITY	Di2, eTap, AXS, EPS or mechanic

DYNAMICA	A	B	C	D	E	F	STACK	REACH
XS	445	520	125	425	74	69,5	541,58	361,93
S	465	535	140	425	73,7	70	557,65	369,65
M	485	550	155	425	73,6	71	575,75	378,94
L	515	570	175	425	73,25	71,5	596,67	389,34
XL	555	590	195	425	73	72	617,65	400,54

A - B - C - D - STACK - REACH dimension in mm
E - F dimension in °



R2R
READY TO RIDE



SPECIAL-TI *

*To be quoted on request

BIKE SETUP

TECHNICAL SPECS

DRIVE UNIT	MAHLE X20
BATTERY	MAHLE iX350w
DISPLAY	MAHLE PULSAR ONE WIRELESS
STEM	DEDA ELEMENTI SUPERBOX
HANDLEBAR	DEDA ELEMENTI GRAVEL100
SEAT POST	DEDA ELEMENTI ZERO100 27.2
WHEEL SET	FULCRUM E-RACING 400 X20
GROUP SET	SRAM APEX 11s
SHIFTER	SRAM APEX 11s FLAT
REAR DERAILLEUR	SRAM APEX 11s
FRONT DERAILLEUR	-
CRANK SET	SRAM APEX-1 GXP BLK 42T
CHAIN	SRAM PC 1110 11s
CASSETTE	SRAM PG-1130 11-42 11s
DISC BRAKES	SRAM CENTERLINE 160/160mm
SADDLE	PROLOGO AKERO AGX
TIRES	PIRELLI CINTURATO GRAVEL H 45x700
GRIP	DEDA ELEMENTI TAPE BLACK

GRX 2x11s
MAHLE X20
MAHLE iX350w
MAHLE PULSAR ONE WIRELESS
DEDA ELEMENTI SUPERBOX
DEDA ELEMENTI GRAVEL100
DEDA ELEMENTI ZERO100 27.2
FULCRUM E-RACING 400 X20
SHIMANO GRX600
SHIMANO GRX ST-RX600 + BR-RX400
SHIMANO 2x11s RD-RX810 34T
SHIMANO FD-RX810
SHIMANO FC-RX600 46/30T
SHIMANO CN-HG601
SHIMANO 11-34 CS-HG700 11s
SHIMANO SM-RT70 Ice-Tech 160/160mm
PROLOGO AKERO AGX
PIRELLI CINTURATO GRAVEL H 45x700
DEDA ELEMENTI TAPE

RIVAL AXS XPLR
MAHLE X20
MAHLE iX350w
MAHLE PULSAR ONE WIRELESS
DEDA ELEMENTI SUPERBOX
DEDA ELEMENTI GRAVEL100
DEDA ELEMENTI ZERO100 27.2
FULCRUM E-RACING 400 X20
SRAM RIVAL XPLR AXS
SRAM RIVAL XPLR AXS
SRAM RIVAL XPLR AXS MAX 44T
-
SRAM RIVAL 1 AXS 40T DUB W PM
SRAM PC RIVAL D1 12s P.LOCK 120
SRAM XG 1251 D1 XPLR 10-44 12s
SRAM PACELINE CENTERLOCK 160mm SAC
PROLOGO AKERO AGX
PIRELLI CINTURATO GRAVEL H 45x700
DEDA ELEMENTI TAPE



MAHLE X20, THE LIGHTEST SYSTEM ON THE MARKET.



350 INTEGRATED BATTERY.



TOP TUBE FEATURING PATENTED P.A.T. TECHNOLOGY



FULLY INTEGRATED CABLE SYSTEM.



DISCOVER MORE

DYNAMICA R

A key aspect of the DYNAMICA is the evolution of the frame design. TITICI engineers have succeeded in creating streamlined and compact shapes, taking chassis-drive unit integration to an entirely new level. One example is the small bottom bracket and streamlined, aerodynamic down tube designed to accommodate a 350 Wh battery (the largest offered by Mahle).

TECHNICAL SHEET

TARGET APPLICATION	Road Performance
FRAME	Full Carbon Monocoque
FORK	TITICI Dynamica
ROUTING	Internal
SIZES (CM)	XS, S, M, L, XL
FRAME WEIGHT	–
HEADSET	Integrated 1.5"
BB TYPE	Press Fit 386
BRAKE MOUNT	Flat Mount
FRONT AXLE	12x100 mm
REAR AXLE	12x142 Mahle
SEAT POST DIAMETER	27,2 mm
CLAMP	Dynamica Custom
MAXIMUM TIRE SIZE	700 x45 - 650b x 50
DRIVETRAIN COMPABILITY	Di2, AXS or mechanic




Scurio Black
matte


Metallo Copper
glossy

DYNAMICA	A	B	C	D	E	F	STACK	REACH
XS	445	520	125	425	74	69,5	541,58	361,93
S	465	535	140	425	73,7	70	557,65	369,65
M	485	550	155	425	73,6	71	575,75	378,94
L	515	570	175	425	73,25	71,5	596,67	389,34
XL	555	590	195	425	73	72	617,65	400,54

A - B - C - D - STACK - REACH dimension in mm
E - F dimension in °



R2R
READY TO RIDE



SPECIAL-TI *

*To be quoted on request

BIKE SETUP

TECHNICAL SPECS

	ULTEGRA Di2	105 Di2
DRIVE UNIT	MAHLE X20	MAHLE X20
BATTERY	MAHLE iX350w	MAHLE iX350w
DISPLAY	MAHLE PULSAR ONE WIRELESS	MAHLE PULSAR ONE WIRELESS
STEM	DEDA ELEMENTI SUPERBOX	DEDA ELEMENTI SUPERBOX
HANDLEBAR	DEDA ELEMENTI ZERO100	DEDA ELEMENTI ZERO100
SEAT POST	DEDA ELEMENTI ZERO100 27.2	DEDA ELEMENTI ZERO100 27.2
WHEEL SET	FULCRUM E-RACING 400 X20	FULCRUM E-RACING 400 X20
GROUP SET	SHIMANO ULTEGRA Di2	Shimano Ultegra Di2 FD-R8150
SHIFTER	SHIMANO ULTEGRA Di2 ST-R8170	Ultegra FC-R8100 50/34
REAR DERAILLEUR	SHIMANO ULTEGRA Di2 RD-R8150 12v	Press fit 386
FRONT DERAILLEUR	SHIMANO ULTEGRA Di2 FD-R8150	Shimano CN-M8100 12v
CRANK SET	SHIMANO ULTEGRA FC-R8100 50/34	Shimano CS-R8100 11-34 12v
CHAIN	SHIMANO CN-M8100 12v	Shimano SM-RT86 160/160mm
CASSETTE	SHIMANO CS-R8100 11-34 12v	Selle Italia Novus Evo Boost
DISC BRAKES	SHIMANO SM-RT86 160/160mm	Cinturato™ VELO 35-622 TLR
SADDLE	SELLE ITALIA X	SELLE ITALIA X
TIRES	PIRELLI CINTURATO VELO 35-622 TLR	PIRELLI CINTURATO VELO 35-622 TLR
GRIP	DEDA ELEMENTI TAPE BLACK	DEDA ELEMENTI TAPE BLACK



DISCOVER MORE



MAHLE X20, THE LIGHTEST SYSTEM ON THE MARKET.



350 INTEGRATED BATTERY.



TOP TUBE FEATURING PATENTED P.A.T. TECHNOLOGY



FULLY INTEGRATED CABLE SYSTEM.

DYNAMICA A


The new DYNAMICA in ALLROAD version allows you to move on asphalt or gravel roads with complete freedom and with a touch of design. In fact the motor in the rear hub contributes to a cleaner, more harmonious aesthetic line.

TECHNICAL SHEET

TARGET APPLICATION	AllRoad
FRAME	Full Carbon Monocoque
FORK	TITICI Dynamica
ROUTING	Internal
SIZES (CM)	XS, S, M, L, XL
FRAME WEIGHT	—
HEADSET	Integrated 1.5"
BB TYPE	Press Fit 386
BRAKE MOUNT	Flat Mount
FRONT AXLE	12x100 mm
REAR AXLE	12x142 Mahle
SEAT POST DIAMETER	27,2 mm
CLAMP	Dynamica Custom
MAXIMUM TIRE SIZE	700 x45 - 650b x 50
DRIVETRAIN COMPABILITY	Di2, AXS or mechanic




Scurio Black
matte


Londra Grey
glossy

DYNAMICA	A	B	C	D	E	F	STACK	REACH
XS	445	520	125	425	74	69,5	541,58	361,93
S	465	535	140	425	73,7	70	557,65	369,65
M	485	550	155	425	73,6	71	575,75	378,94
L	515	570	175	425	73,25	71,5	596,67	389,34
XL	555	590	195	425	73	72	617,65	400,54

A - B - C - D - STACK - REACH dimension in mm
E - F dimension in °



R2R
READY TO RIDE



SPECIAL-TI *

*To be quoted on request

BIKE SETUP

TECHNICAL SPECS

GRX 2x11s

DRIVE UNIT	MAHLE X20
BATTERY	MAHLE iX350w
DISPLAY	MAHLE PULSAR ONE WIRELESS
STEM	MUD PEAK
HANDLEBAR	MUD PEAK RISE 700
SEAT POST	DEDA ELEMENTI ZERO100 27.2
WHEEL SET	FULCRUM E-RACING 400 X20
GROUP SET	SHIMANO GRX600 2x11s FLAT
SHIFTER	SHIMANO RS700
REAR DERAILLEUR	SHIMANO 2x11s GRX810 34T Max
FRONT DERAILLEUR	SHIMANO GRX810
CRANK SET	SHIMANO GRX600 11v 46/30T
CHAIN	SHIMANO 116 links CN-HG601 11s
CASSETTE	SHIMANO 11s 11-34 CS-HG700
DISC BRAKES	SHIMANO RT76 160/160mm
SADDLE	PROLOGO AKERO AGX
TIRES	PIRELLI CINTURATO GRAVEL H 45-700
GRIP	PROLOGO FEATHER-LOCK GRIP



DISCOVER MORE



MAHLE X20, THE LIGHTEST SYSTEM ON THE MARKET



TOP TUBE FEATURING PATENTED P.A.T. TECHNOLOGY



350 INTEGRATED BATTERY



DEDA ELEMENTI PEAK FLAT BAR





FREEDOM IN MOVEMENT



TITICI® HANDMADE FRAME

HQ | R&D Lab | Production
Via Modena, 18
46041 Asola (MN) Italia
hub@titici.com


Trerè Innovation Srl

Via Modena 18 - 46041 Asola (MN) - ITALY
+39 0376 748287 - info@titici.com
www.titici.com

©Trerè Innovation Srl. Tutti i diritti riservati

*Specifications and details may change based on components availability.

TITICI.COM



TITICI